

Lot Number: **VTL-1143805**  
 Client Name: **VITL Peptides**  
 Identity: **vitlpeptides.com**


Received Date: **03/13/2026**  
 Analysis Conducted: **03/11/2026**  
 Searchable via: **horizonanalytical.com**

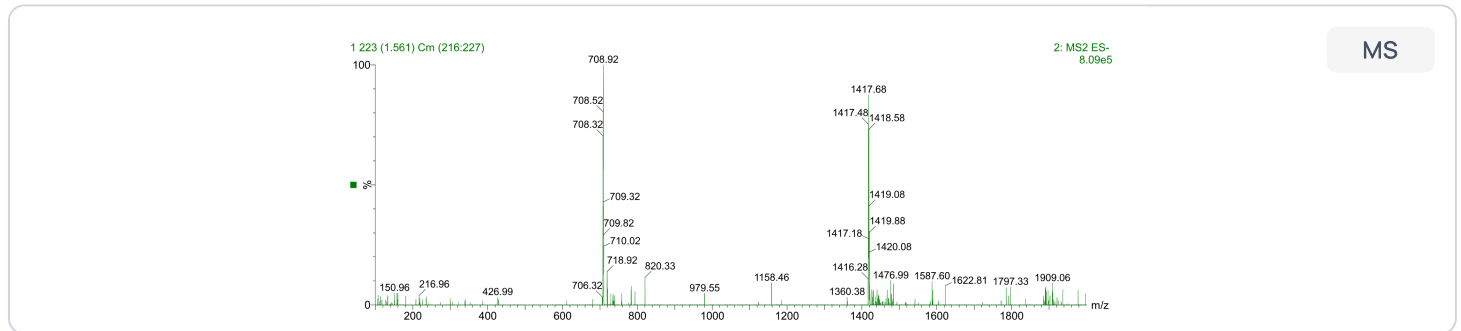
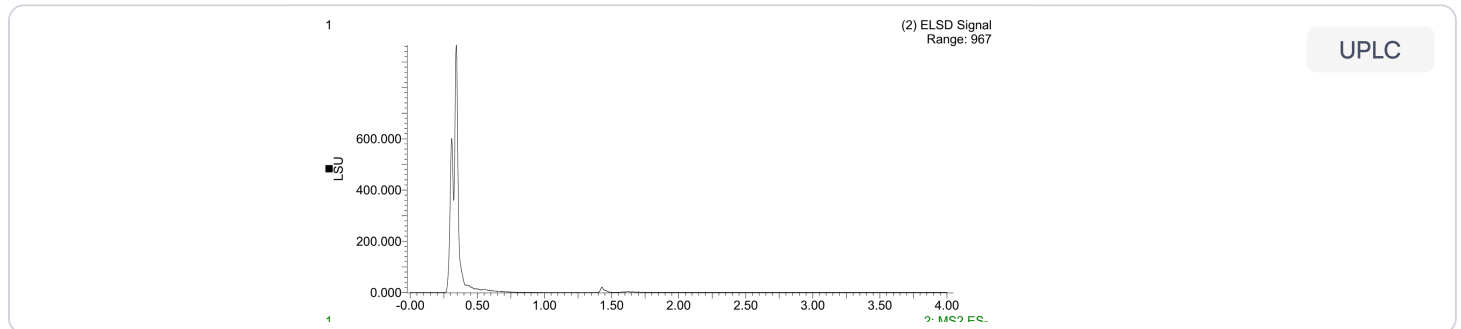
<b>Compound:</b>	BPC-157
<b>Lot:</b>	VTL-1143805
<b>Appearance:</b>	White Lyophilized Powder

<b>CAS:</b>	137525-51-0
<b>Formula:</b>	C <sub>62</sub> H <sub>98</sub> N <sub>16</sub> O <sub>22</sub>
<b>Mol Weight:</b>	~1419.5 g/mol

Pubchem CID: 108101

Qualitative and Quantitative chemical analysis by Ultra High Performance Liquid Chromatography with Mass Spectrometry

	Specification	Result	Scan to Validate:
Compound Test:	BPC-157	BPC-157	
Quantity:	10mg	10.24mg	
Purity:	>98%	99.25%	



**Aleksey Yevtodiyyenko PhD**  
 Research and Formulation Chemist

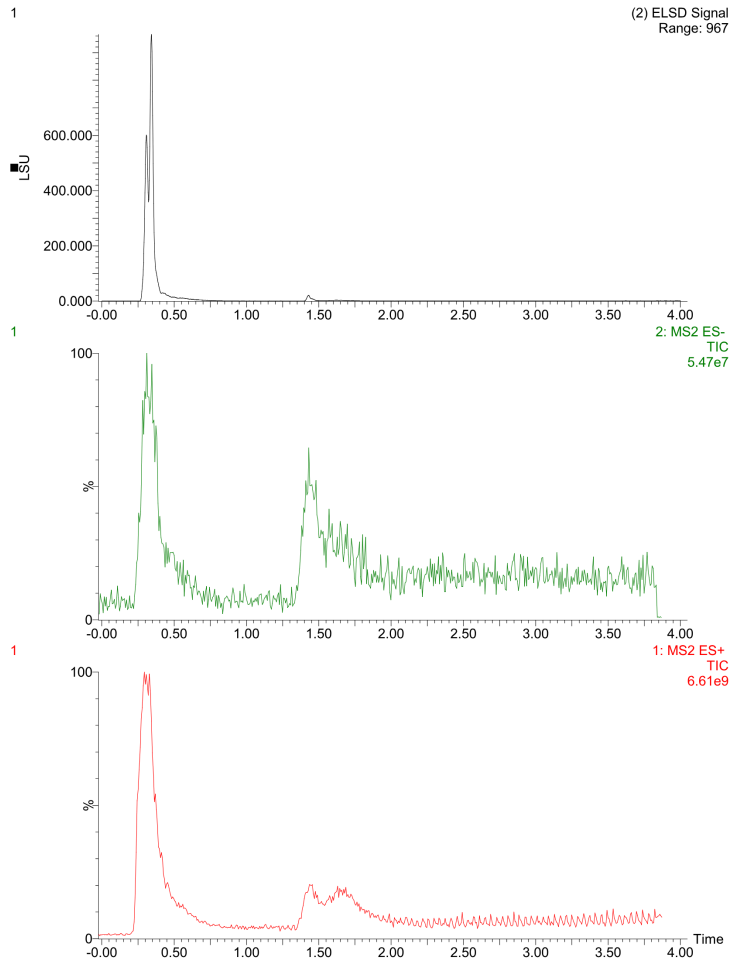


This purity analysis was conducted using UPLC/MS under standard laboratory conditions, following validated analytical protocols to ensure accurate and reliable results. This analysis is intended for informational and research applications.

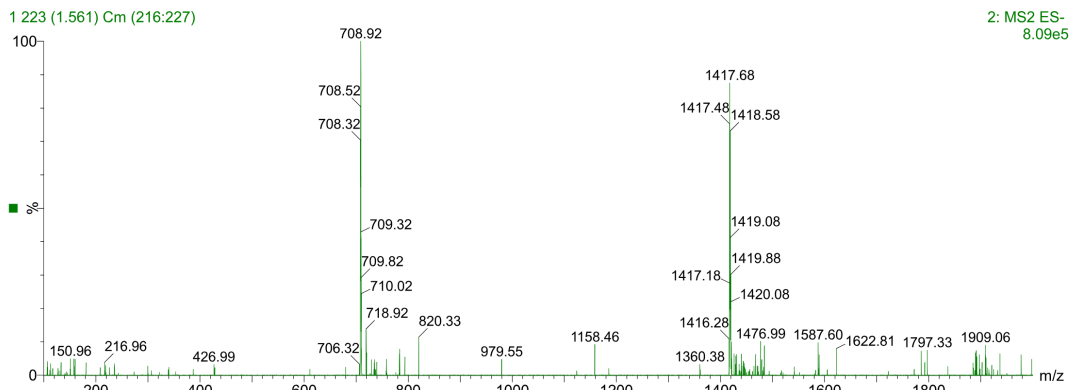
Lot Number: VTL-1143805  
 Client Name: VITL Peptides  
 Identity: vitlpeptides.com

Received Date: 03/13/2026  
 Analysis Conducted: 03/11/2026  
 Searchable via: horizonanalytical.com

BPC-157 (10mg) • Pubchem CID: 108101  
 Ultra High Performance Liquid Chromatography (UPLC)



Mass Spectrometry (MS)



Lot Number: **VTL-1143805**  
 Client Name: **VITL Peptides**  
 Identity: **vitlpeptides.com**


Received Date: **03/13/2026**  
 Analysis Conducted: **03/11/2026**  
 Searchable via: **horizonanalytical.com**

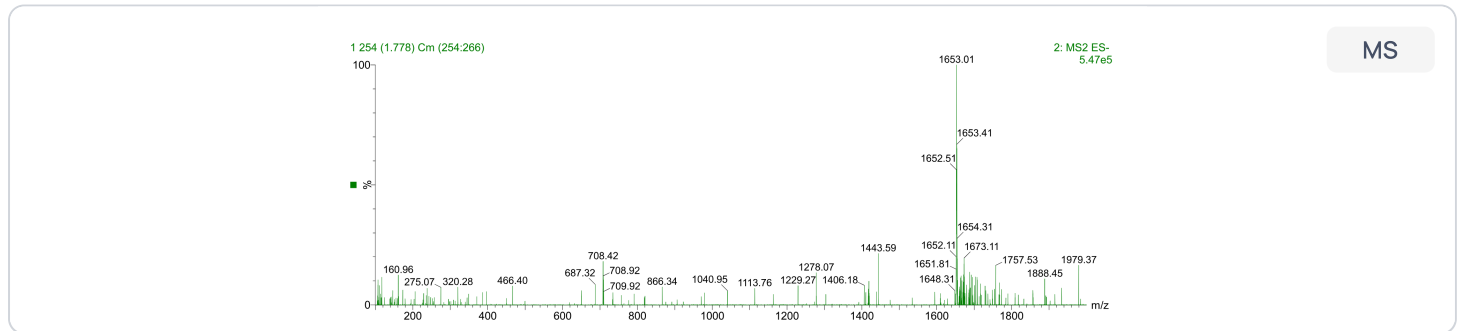
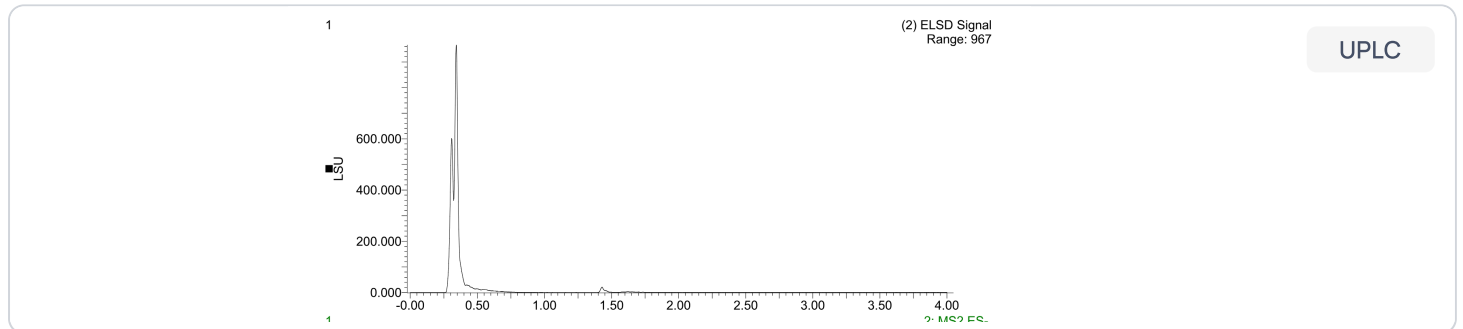
<b>Compound:</b>	TB-500
<b>Lot:</b>	VTL-1143805
<b>Appearance:</b>	White Lyophilized Powder

<b>CAS:</b>	77591-33-4
<b>Formula:</b>	C <sub>212</sub> H <sub>350</sub> N <sub>56</sub> O <sub>78</sub> S
<b>Mol Weight:</b>	~4963 g/mol

Pubchem CID: 16132341

Qualitative and Quantitative chemical analysis by Ultra High Performance Liquid Chromatography with Mass Spectrometry

	Specification	Result	Scan to Validate:
Compound Test:	TB-500	TB-500	
Quantity:	10mg	10.15mg	
Purity:	>98%	99.12%	



**Aleksey Yevtodiyyenko PhD**  
 Research and Formulation Chemist

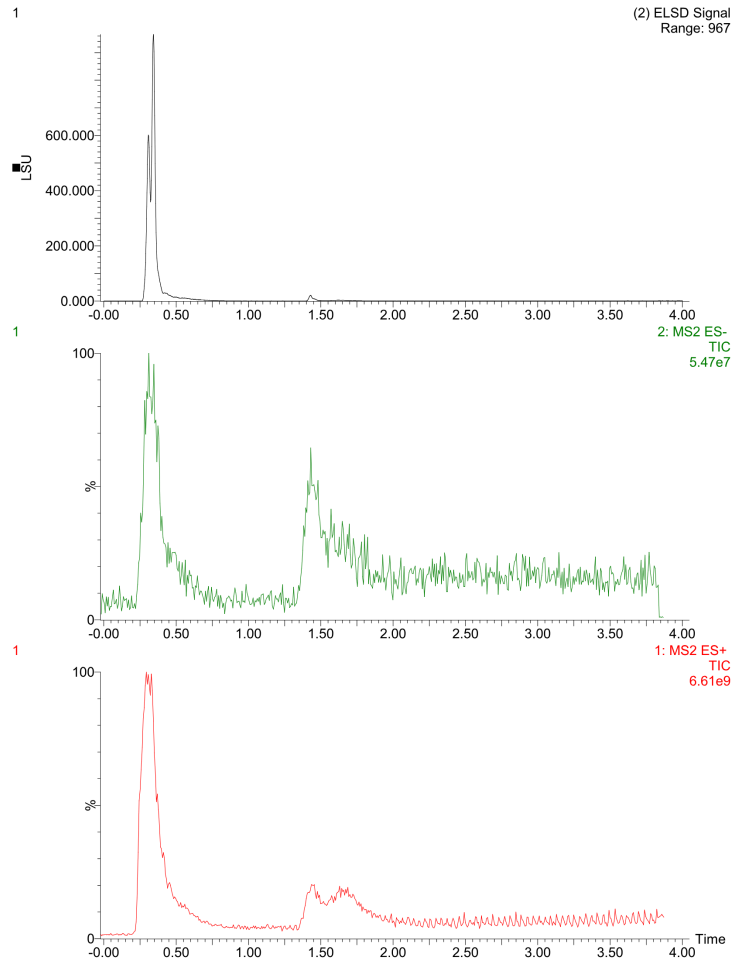


This purity analysis was conducted using UPLC/MS under standard laboratory conditions, following validated analytical protocols to ensure accurate and reliable results. This analysis is intended for informational and research applications.

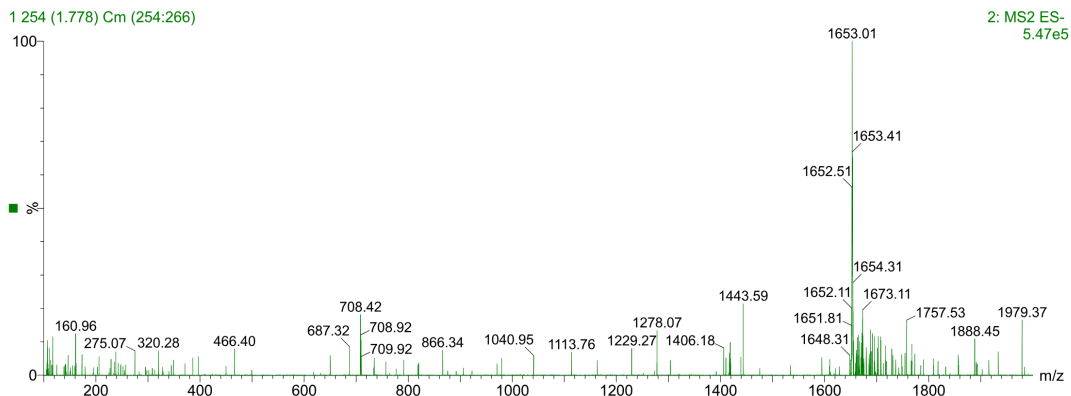
Lot Number: VTL-1143805  
Client Name: VITL Peptides  
Identity: vitlpeptides.com

Received Date: 03/13/2026  
Analysis Conducted: 03/11/2026  
Searchable via: horizonanalytical.com

TB-500 (10mg) • Pubchem CID: 16132341  
Ultra High Performance Liquid Chromatography (UPLC)



Mass Spectrometry (MS)



Lot Number: VTL-1143805  
 Client Name: VITL Peptides  
 Identity: vitlpeptides.com


Received Date: 03/13/2026  
 Analysis Conducted: 03/11/2026  
 Searchable via: horizonanalytical.com

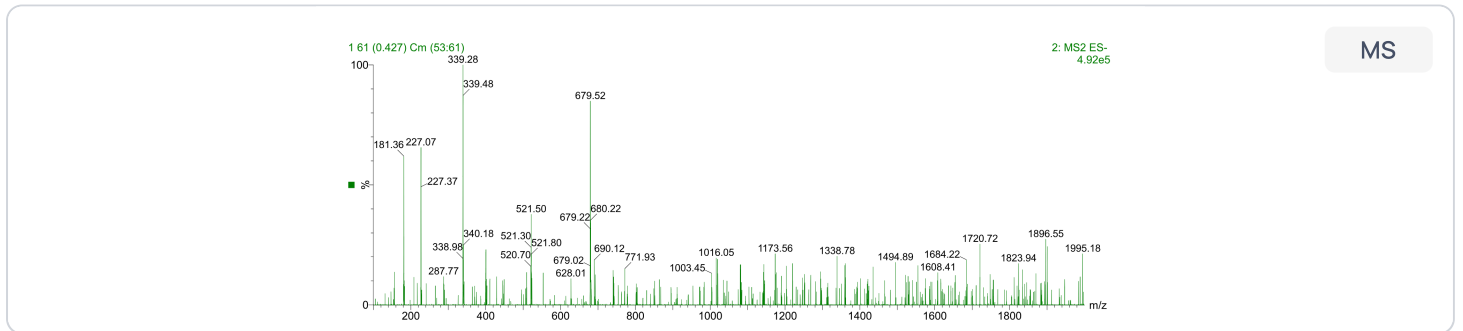
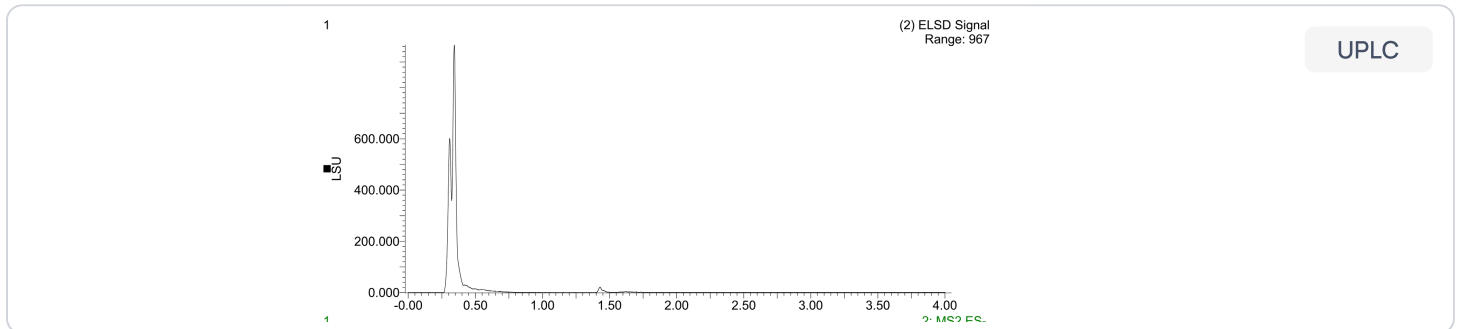
Compound:	GHK-Cu
Lot:	VTL-1143805
Appearance:	Blue Lyophilized Powder

CAS:	89030-95-5
Formula:	C <sub>14</sub> H <sub>23</sub> CuN <sub>6</sub> O <sub>4</sub>
Mol Weight:	~402.92 g/mol

Pubchem CID: 71587328

Qualitative and Quantitative chemical analysis by Ultra High Performance Liquid Chromatography with Mass Spectrometry

	Specification	Result	Scan to Validate:
Compound Test:	GHK-Cu	GHK-Cu	
Quantity:	50mg	50.21mg	
Purity:	>98%	99.45%	



Aleksey Yevtodiyyenko PhD  
 Research and Formulation Chemist

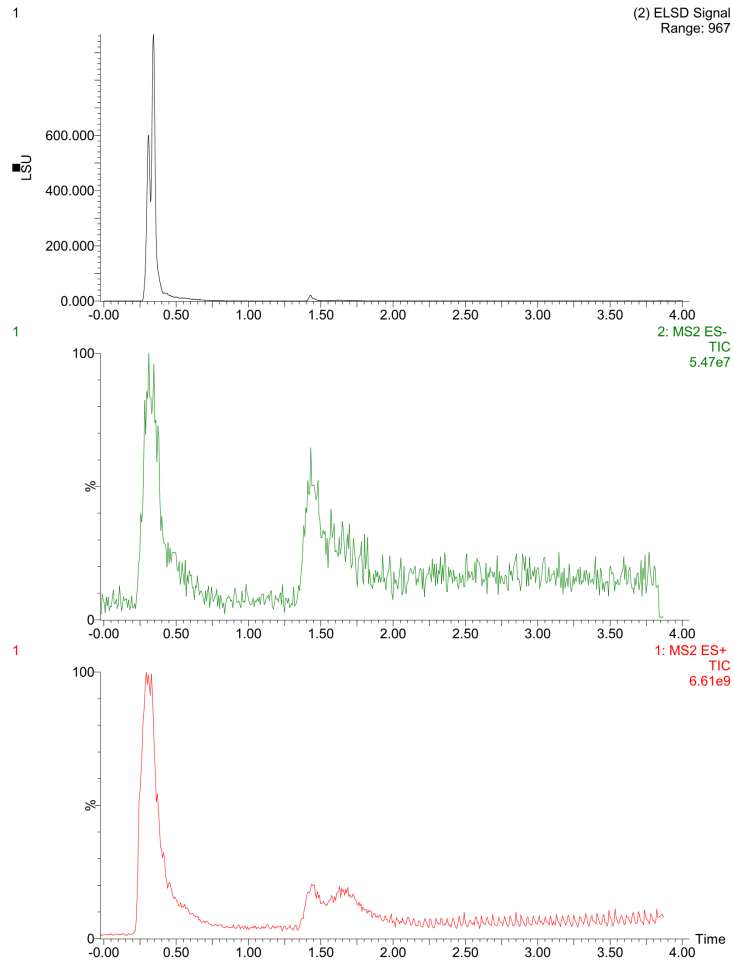


This purity analysis was conducted using UPLC/MS under standard laboratory conditions, following validated analytical protocols to ensure accurate and reliable results. This analysis is intended for informational and research applications.

Lot Number: VTL-1143805  
Client Name: VITL Peptides  
Identity: vitlpeptides.com

Received Date: 03/13/2026  
Analysis Conducted: 03/11/2026  
Searchable via: horizonanalytical.com

GHK-Cu (50mg) • Pubchem CID: 71587328  
Ultra High Performance Liquid Chromatography (UPLC)



Mass Spectrometry (MS)

